

**NAV**

EUR 67.04

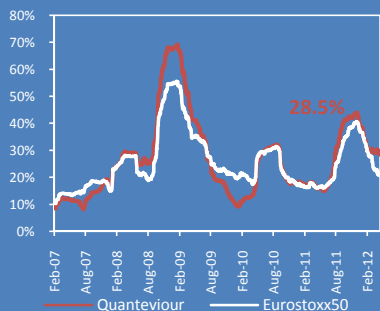
**Strategy**

The objective of this sub-fund of the IFP FUND is to replicate as closely as possible the rising phases of the benchmark index while minimizing risk during periods of decline. To achieve this, **behavioural finance** parameters are used to optimise both the timing of specific and sector-related decisions and the strategic allocations.

**Fund Facts**

Fund domicile Switzerland  
 ISIN CH0036975347  
 Valoren 3 697 534  
 WKN A0QZ9Z  
 Bloomberg Ticker GERIEEC SW  
 Reuters 3697534.S  
 All-in-fee 1.2%  
 Size (in millions) 11.13  
**Launch date 28.09.2006**  
 Subscriptions Daily  
 Subscription fee max. 2.5%  
 Redemption Daily  
 Redemption fee None  
 Performance fee None  
 Last dividend EUR 0.75 (06.09.2011)

**Historical Volatility 100 days**



**Fund Manager**

www.ifpfund.ch

Chemin de la Clergère 23 Zähringerstrasse 22  
 1009 Pully 8001 Zurich  
 Switzerland Switzerland  
 Tel: +41 58 896 66 40 Tel: +41 58 896 66 58  
 Fax: +41 58 896 67 95 Fax: +4158 896 66 21

**Fund Advisor**

www.quanteviour.ch

Rue Beau-Séjour 15  
 1003 Lausanne  
 Tel: +41 21 321 90 90  
 Fax: +41 21 321 90 91



**Fund Administrator**

www.gerifonds.com

**Custodian**

www.bcv.ch

**Auditors**

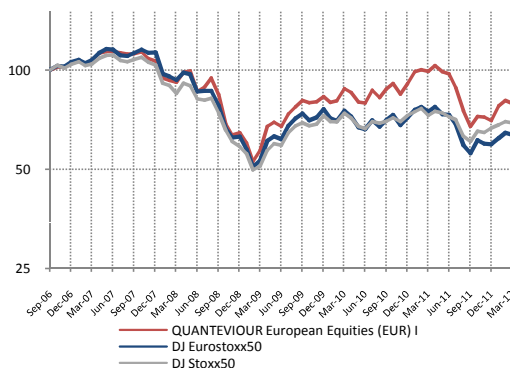
www.PricewaterhouseCoopers.ch

**Performance analysis**

Reinvested distributions	1 month	YTD	1 year	3 year	Since inception	*Annualized Performance	*Annual Volatility Since Inception	*Sharpe Ratio (R.F. = 2.40%)
<b>QUANTEVIOUR European Equities (EUR)</b>	<b>-11.03%</b>	<b>0.18%</b>	<b>-31.74%</b>	<b>4.40%</b>	<b>-29.60%</b>	<b>-6.07%</b>	<b>30.22%</b>	<b>-0.28</b>
DJ EuroStoxx50	-6.90%	-0.44%	-23.41%	-2.90%	-40.78%	-8.93%	27.28%	-0.42
DJ Stoxx50	-2.20%	1.48%	-9.65%	18.63%	-32.33%	-6.73%	24.24%	-0.38

\*The represented performance from 28.09.2006 to 14.02.2008 corresponds to class A. Change on 15.02.2008 into class I.

**Performance**



**Key Holdings**

Swiss RE	7.2%
ArcelorMittal	5.3%
UBS	5.1%
ING	5.0%
Axa	4.8%

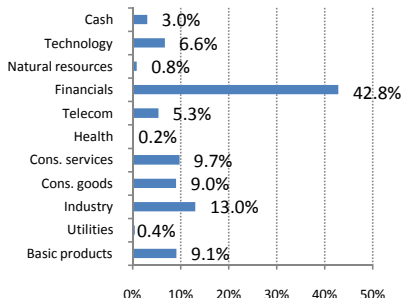
**Beta vs**

DJ Eurostoxx50	1.06
DJ Stoxx50	1.16

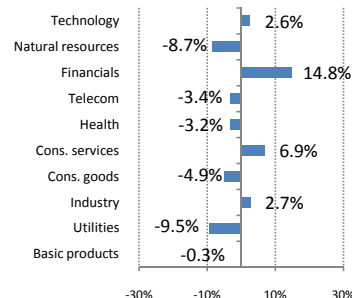
**Monthly returns**

	J	F	M	A	M	J	J	A	S	O	N	D	Annual
<b>2006</b>									-0.14%	2.32%	-0.52%	2.73%	<b>4.42%</b>
<b>2007</b>	2.10%	-1.90%	2.02%	5.43%	1.02%	0.14%	-0.95%	-0.95%	0.31%	1.23%	-4.56%	-1.60%	<b>1.96%</b>
<b>2008</b>	-11.26%	-1.62%	-1.30%	7.26%	0.98%	-13.42%	3.16%	6.49%	-10.85%	-18.45%	-7.68%	1.65%	<b>-39.44%</b>
<b>2009</b>	-6.97%	-12.05%	8.44%	17.87%	3.03%	-2.83%	9.11%	4.85%	4.71%	-1.60%	0.55%	3.73%	<b>28.74%</b>
<b>2010</b>	-3.85%	0.94%	9.05%	-2.73%	-6.57%	-0.48%	9.23%	-5.09%	6.34%	3.87%	-7.21%	7.41%	<b>9.25%</b>
<b>2011</b>	8.98%	1.41%	-1.16%	4.12%	-4.12%	-1.62%	-9.18%	-14.85%	-10.29%	7.08%	-0.55%	-2.24%	<b>-22.51%</b>
<b>2012</b>	10.85%	3.72%	-2.07%	-11.03%									<b>0.18%</b>

**Sector Breakdown**



**Sector bias vs DJ Eurostoxx50**



The data as well as the graphs contained in this document are only provided as an indication. Consequently, IFP Fund Management SA does not provide any guarantee as for their exactitude and reliability. The last performance are not an indication of future performances. IFP Quantevioeur is authorized by the Federal Commission of the Banks to distribute on a purely professional basis in Switzerland and from Switzerland.